

Delphi SoftClose Prem.

MODEL IMAGES



FEATURES

Art.No. 520783

- Urea 131.5 Duroplast
- SoftClose & TakeOff
- D-Shape
- Sandwich
- Backboard
- evenly
- Lid buffer (DP97) white, 2 piece
- Seat buffer (SP97) white, 4 piece
- CO₂ Footprint: 4,83 kg CO₂e
- 2,10 kg

COLOUR

- white
- Colour code: 101


SOFT  CLOSE original

TAKE  OFF original

FAST  FIX

EX  CENTER


HINGE PICTURES



HINGE

- C0202Y
- 404146
- SoftClose original / Stainless steel / FastFix
- BottomFix
- Screw length: 75,0 mm
- Adjustments:
0,0 mm - 11,5 mm

INSTALLATION INSTRUCTIONS

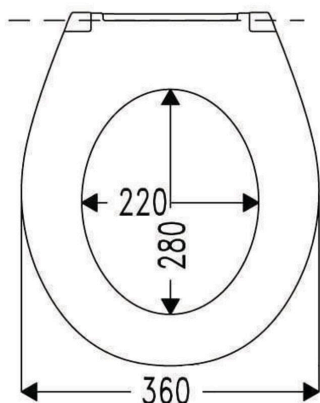


007

Delphi SoftClose Prem.

Dimensioned drawing (mm)

Model length: 433 mm




Various data

Gross weight: 2,79 kg

EAN Number: 4016959076269

Label:



Packed unit:



7 PCE



168 PCE

Inner box dimensions: 383x49x460 mm

CARE INSTRUCTIONS

This toilet seat has been made with care and precision using high-quality and environmentally friendly materials. If you follow a few simple cleaning instructions, you will enjoy this quality product for a long time. The closed, nonporous surface provides the best conditions for optimum hygiene. Do not use abrasive, chlorinated or acidic cleaning agents, as these can cause discoloration, paint peeling or flash rust on the hinges. Neutral soap or mild and natural household washing-up liquids are best for thorough cleaning. After cleaning, wipe with a damp cloth. Leave the toilet seat and seat cover up as long as the flushing process continues or as long as there are stronger cleaning agents in the toilet bowl. Thank you for your attention. Enjoy your new toilet seat.