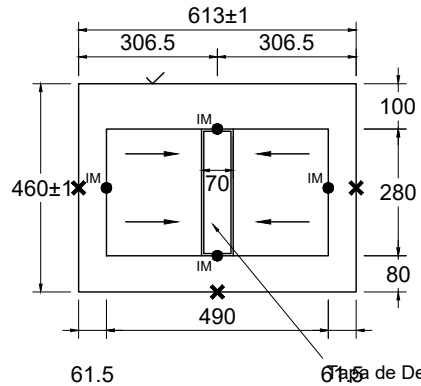
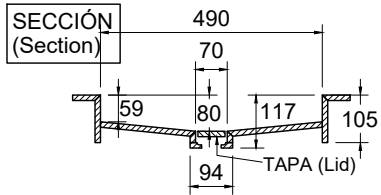


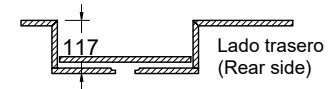
ENCIMERA
(Vanity Top)



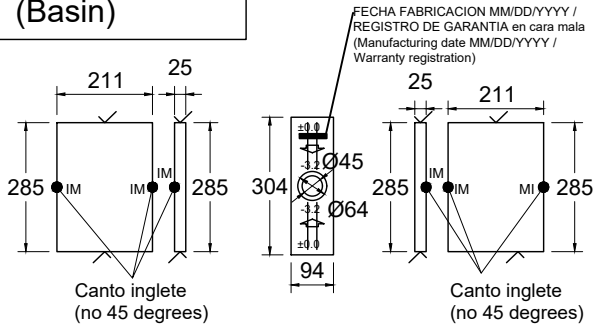
61.5 de Dekton que oculta la válvula
(Dekton lid to cover the drainer)



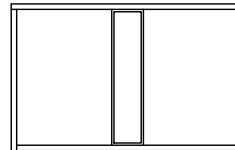
SECCIÓN
(Section)



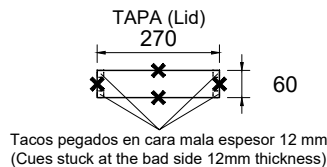
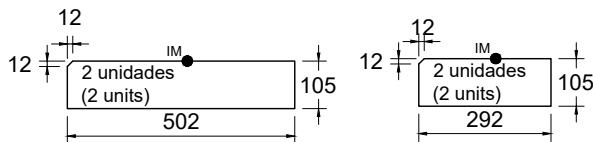
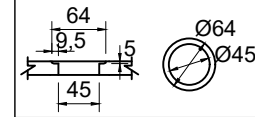
CUBETA
(Basin)



ESQUEMA DE MONTAJE
(Assembly scheme)



DETALLE VÁLVULA
(Drain hole detail)



- ✱ CANTO RECTO PULIDO (Flat polished edge)
- ✓ BISEL 2 MM (Bevel 2mm)
- CANTO INGLETE 45° A LA CARA MALA (Miter edge 45°)

Måltegning Servant

DEKTON

61

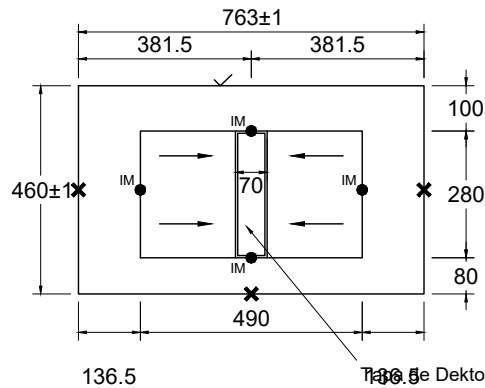
ENCIMERA
(Vanity Top)



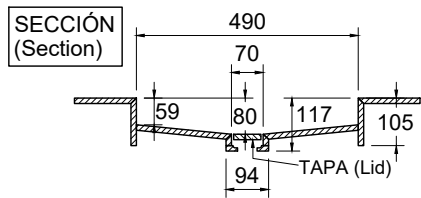
Måltegning Servant

DEKTON

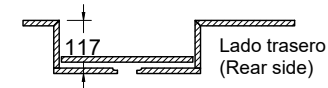
76



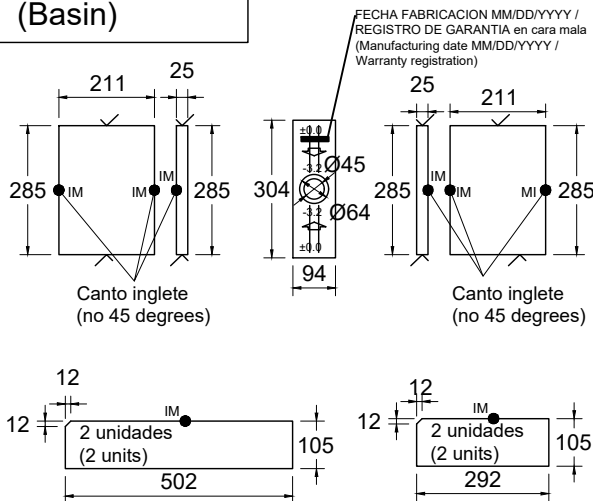
136.5 Tapa de Dekton que oculta la válvula
(Dekton lid to cover the drainer)



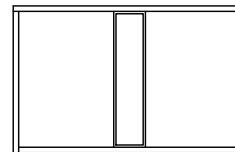
SECCIÓN
(Section)



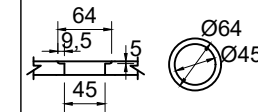
CUBETA
(Basin)



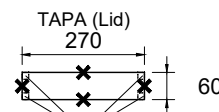
ESQUEMA DE MONTAJE
(Assembly scheme)



DETALLE VÁLVULA
(Drain hole detail)

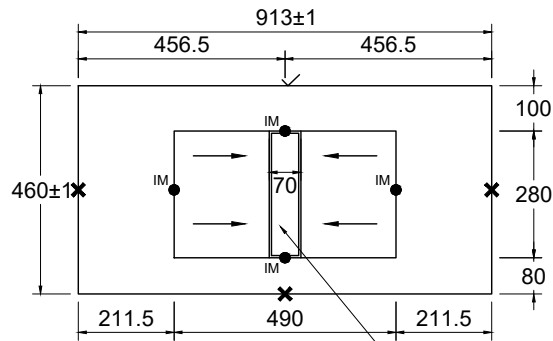


- ✱ CANTO RECTO PULIDO (Flat polished edge)
- ✓ BISEL 2 MM (Bevel 2mm)
- CANTO INGLETE 45° A LA CARA MALA (Miter edge 45°)



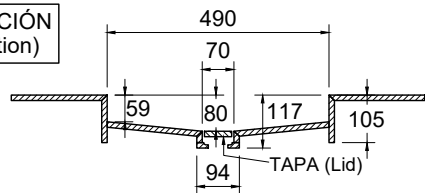
Tacos pegados en cara mala espesor 12 mm
(Cues stuck at the bad side 12mm thickness)

ENCIMERA
(Vanity Top)

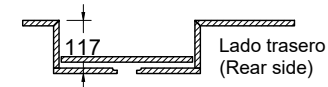


Tapa de Dekton que oculta la válvula
(Dekton lid to cover the drainer)

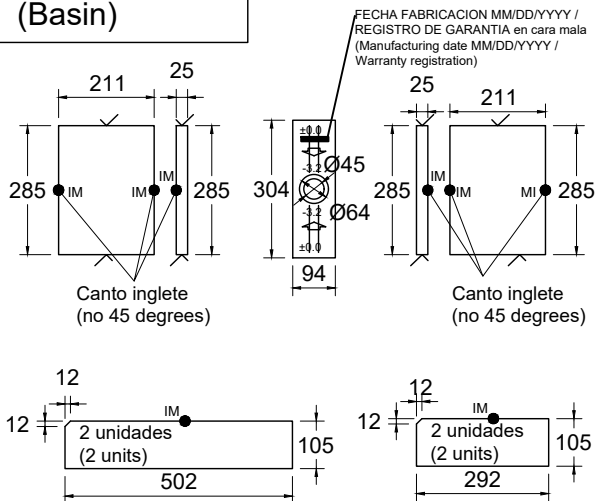
SECCIÓN
(Section)



SECCIÓN
(Section)

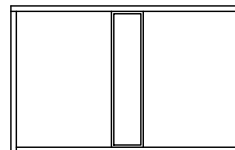


CUBETA
(Basin)

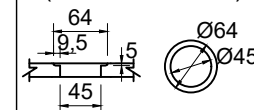


FECHA FABRICACION MM/DD/YYYY /
REGISTRO DE GARANTIA en cara mala
(Manufacturing date MM/DD/YYYY /
Warranty registration)

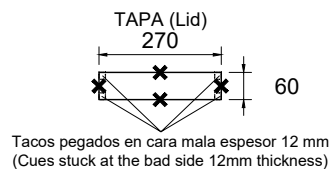
ESQUEMA DE MONTAJE
(Assembly scheme)



DETALLE VÁLVULA
(Drain hole detail)



- ✱ CANTO RECTO PULIDO (Flat polished edge)
- ∨ BISEL 2 MM (Bevel 2mm)
- CANTO INGLETE 45° A LA CARA MALA (Miter edge 45°)



Tacos pegados en cara mala espesor 12 mm
(Cues stuck at the bad side 12mm thickness)

Måltegning Servant

DEKTON

91

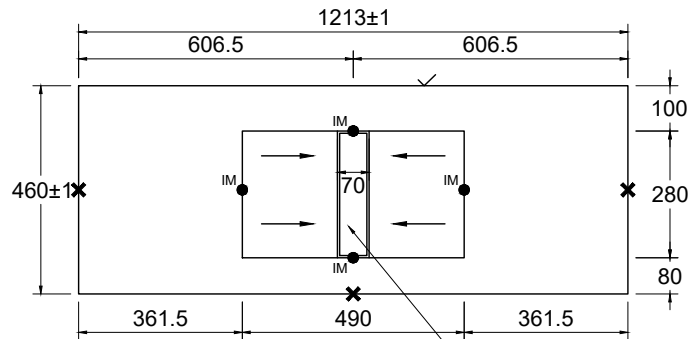
ENCIMERA
(Vanity Top)



Måltegning Servant

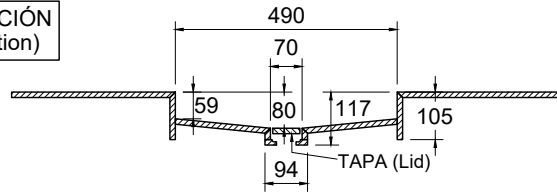
DEKTON

121 Midtstilt

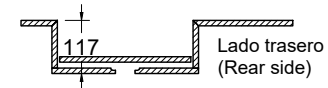


Tapa de Dekton que oculta la válvula
(Dekton lid to cover the drainer)

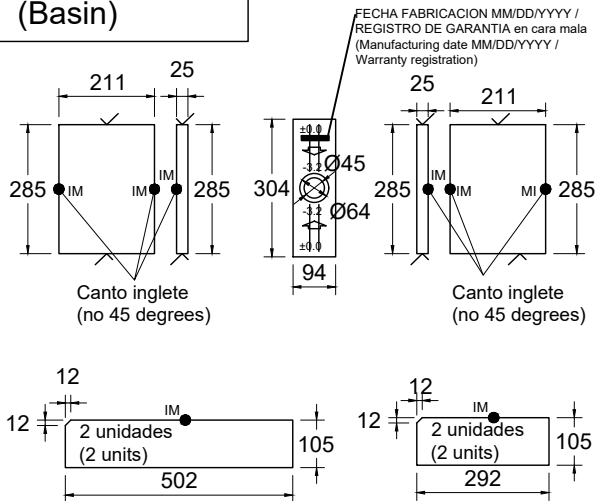
SECCIÓN
(Section)



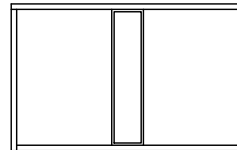
SECCIÓN
(Section)



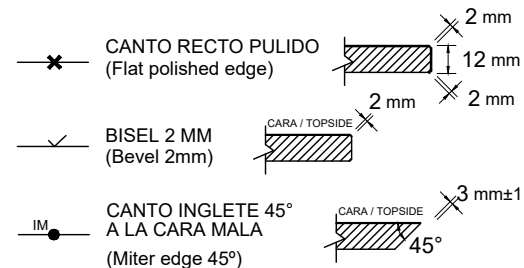
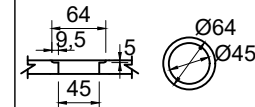
CUBETA
(Basin)



ESQUEMA DE MONTAJE
(Assembly scheme)



DETALLE VÁLVULA
(Drain hole detail)



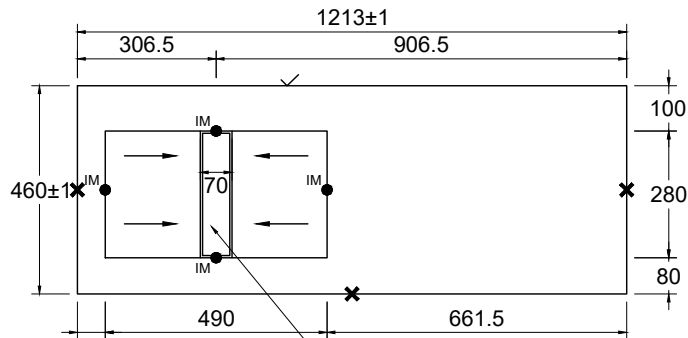
ENCIMERA
(Vanity Top)



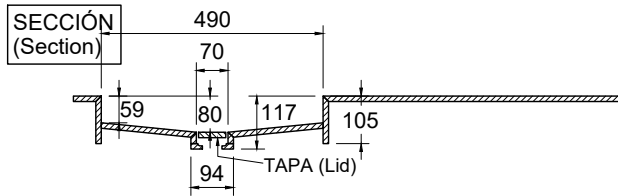
Måltegnig Servant

DEKTON

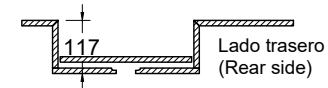
121 Venstre



Tapa de Dekton que oculta la válvula
(Dekton lid to cover the drainer)

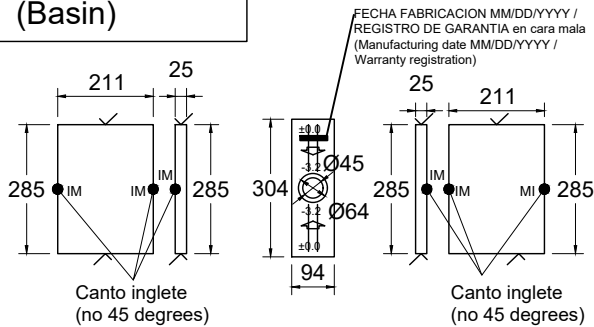


SECCIÓN
(Section)



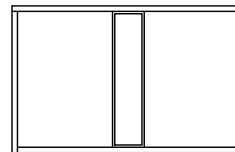
Lado trasero
(Rear side)

CUBETA
(Basin)

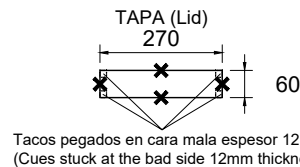
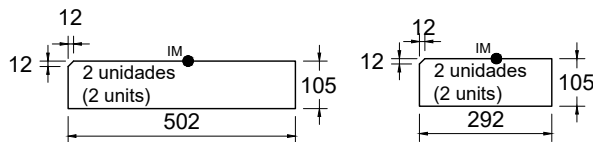
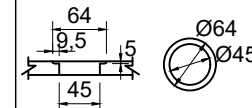


FECHA FABRICACION MM/DD/YYYY /
REGISTRO DE GARANTIA en cara mala
(Manufacturing date MM/DD/YYYY /
Warranty registration)

ESQUEMA DE MONTAJE
(Assembly scheme)



DETALLE VÁLVULA
(Drain hole detail)

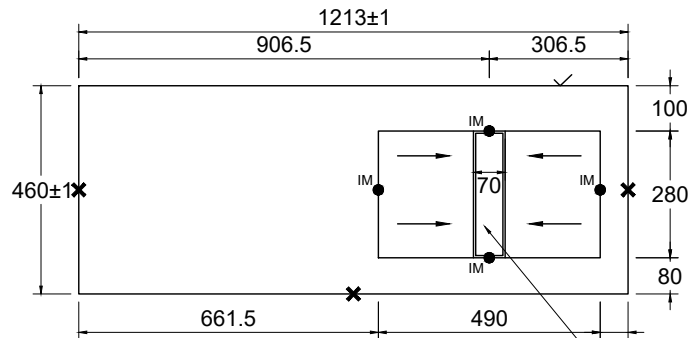


Tacos pegados en cara mala espesor 12 mm
(Cues stuck at the bad side 12mm thickness)

- ✱ CANTO RECTO PULIDO
(Flat polished edge)
- ✓ BISEL 2 MM
(Bevel 2mm)
- IM CANTO INGLETE 45°
A LA CARA MALA
(Miter edge 45°)

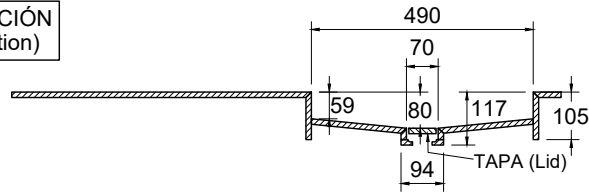
ENCIMERA
(Vanity Top)

DEKTON®
Designed by COSENTINO

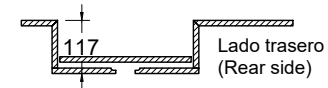


70 de Dekton que oculta la válvula
(Dekton lid to cover the drainer)

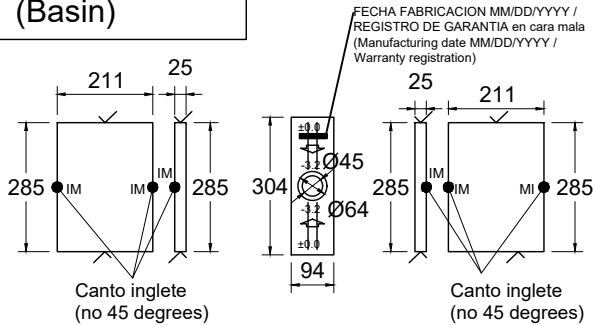
SECCIÓN
(Section)



SECCIÓN
(Section)

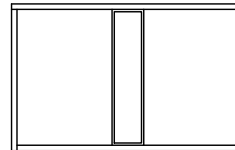


CUBETA
(Basin)

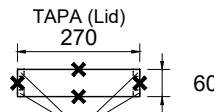
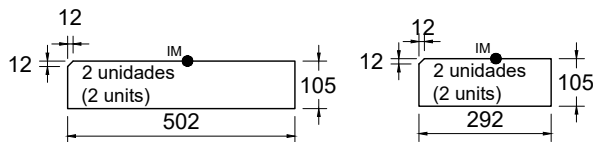
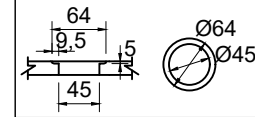


FECHA FABRICACION MM/DD/YYYY /
REGISTRO DE GARANTIA en cara mala
(Manufacturing date MM/DD/YYYY /
Warranty registration)

ESQUEMA DE MONTAJE
(Assembly scheme)



DETALLE VÁLVULA
(Drain hole detail)



Tacos pegados en cara mala espesor 12 mm
(Cues stuck at the bad side 12mm thickness)

- ✱ CANTO RECTO PULIDO (Flat polished edge)
- ∨ BISEL 2 MM (Bevel 2mm)
- CANTO INGLETE 45° A LA CARA MALA (Miter edge 45°)

Måltegning Servant

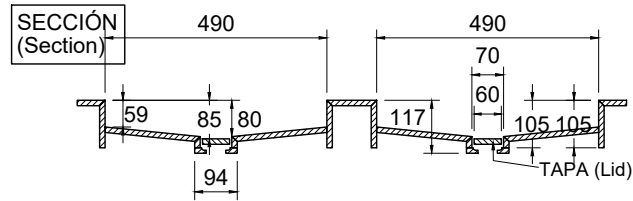
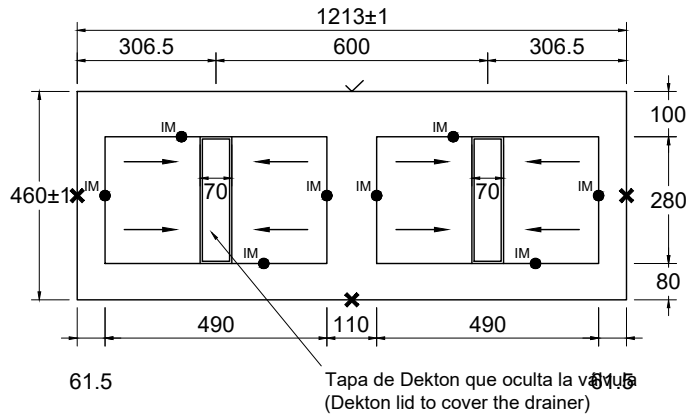
DEKTON

121 Høyre

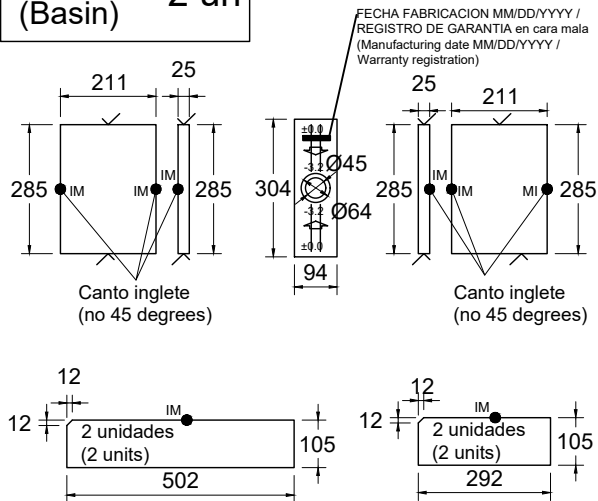
Scala Bad
DESIGN

ENCIMERA
(Vanity Top)

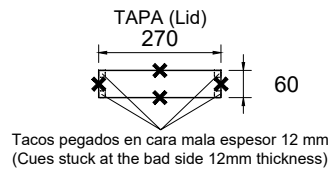
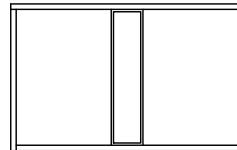
DEKTON
Designed by COSENTINO



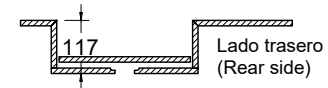
CUBETA (Basin) 2 un



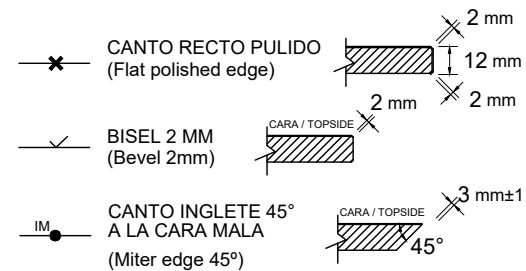
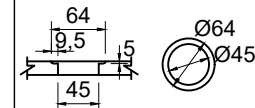
ESQUEMA DE MONTAJE (Assembly scheme)



SECCIÓN (Section)



DETALLE VÁLVULA (Drain hole detail)



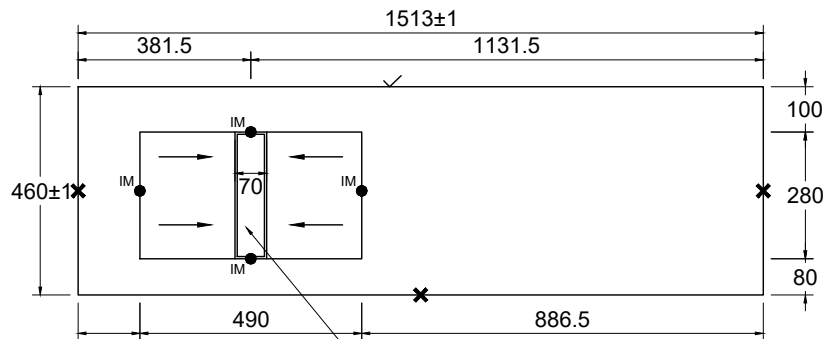
Måltegnig Servant

DEKTON

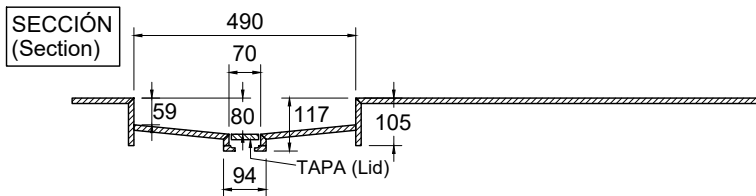
121 Dobbelt

Scala Bad
DESIGN

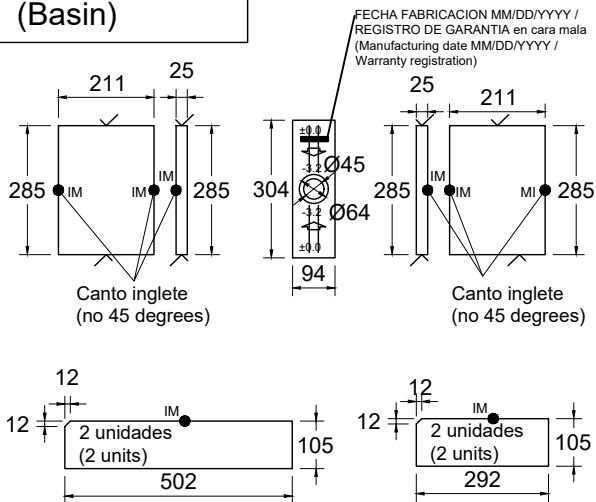
ENCIMERA
(Vanity Top)



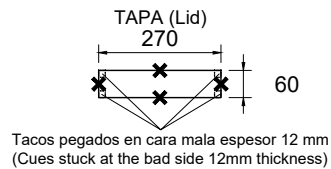
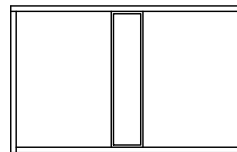
Tapa de Dekton que oculta la válvula
(Dekton lid to cover the drainer)



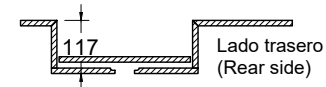
CUBETA
(Basin)



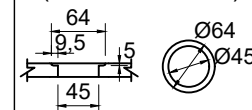
ESQUEMA DE MONTAJE
(Assembly scheme)



SECCIÓN
(Section)



DETALLE VÁLVULA
(Drain hole detail)



- ✱ CANTO RECTO PULIDO
(Flat polished edge)
 - ↙ BISEL 2 MM
(Bevel 2mm)
 - CANTO INGLETE 45°
A LA CARA MALA
(Miter edge 45°)
-

Måltegnig Servant

DEKTON

151Venstre

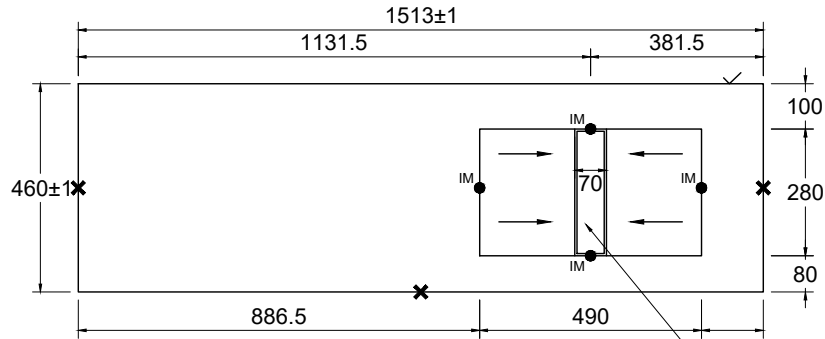
ENCIMERA
(Vanity Top)



Måltegning Servant

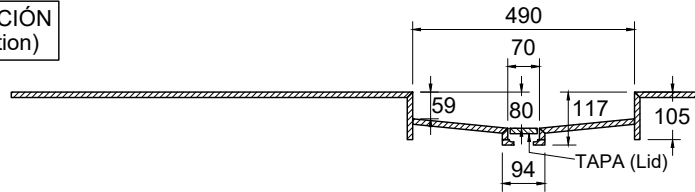
DEKTON

151 Høyre

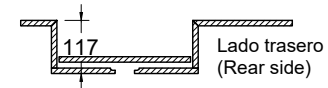


Tapa de Dekton que oculta la válvula
(Dekton lid to cover the drainer)

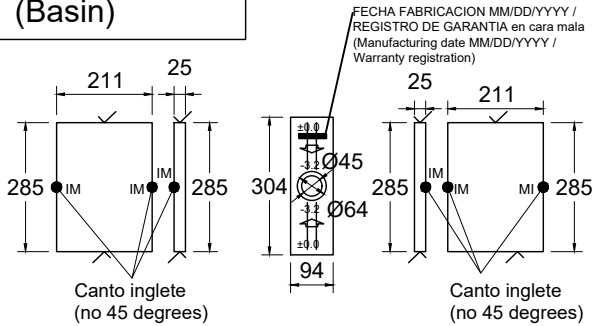
SECCIÓN
(Section)



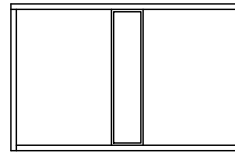
SECCIÓN
(Section)



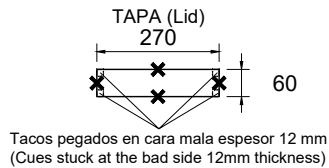
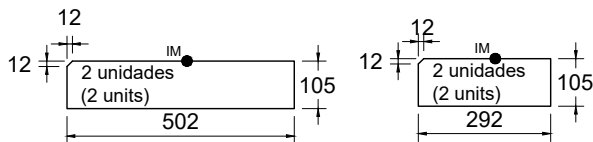
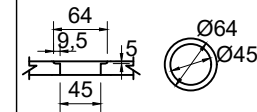
CUBETA
(Basin)



ESQUEMA DE MONTAJE
(Assembly scheme)

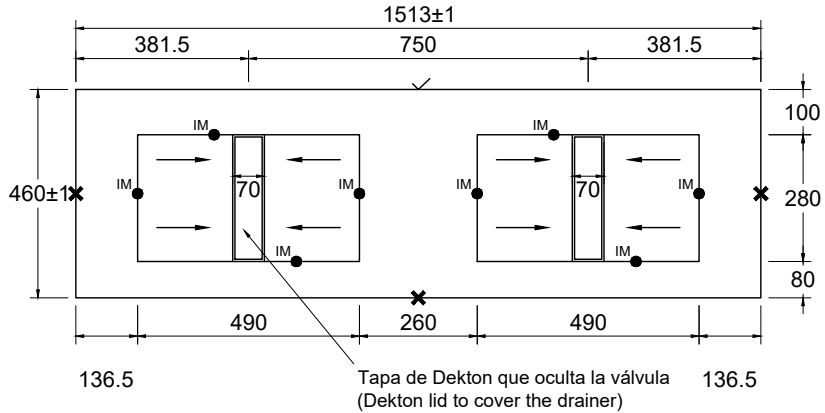


DETALLE VÁLVULA
(Drain hole detail)

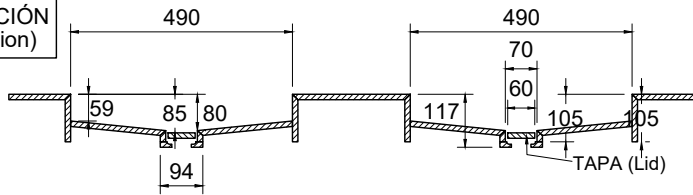


- ✱ CANTO RECTO PULIDO
(Flat polished edge)
 - ∨ BISEL 2 MM
(Bevel 2mm)
 - CANTO INGLETE 45°
A LA CARA MALA
(Miter edge 45°)
-

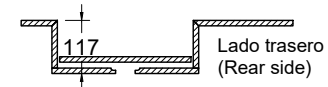
ENCIMERA (Vanity Top)



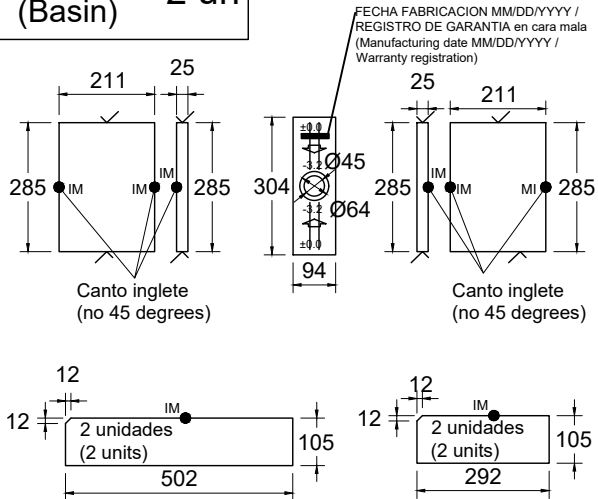
SECCIÓN (Section)



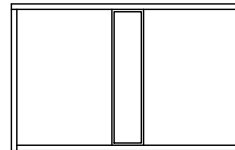
SECCIÓN (Section)



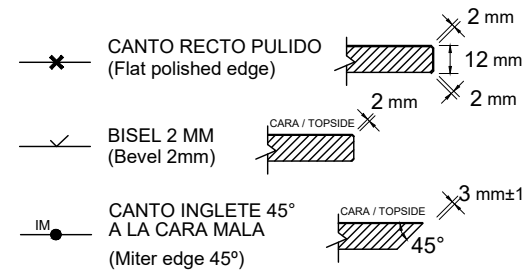
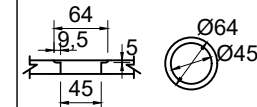
CUBETA 2 un (Basin) 2 un



ESQUEMA DE MONTAJE (Assembly scheme)



DETALLE VÁLVULA (Drain hole detail)

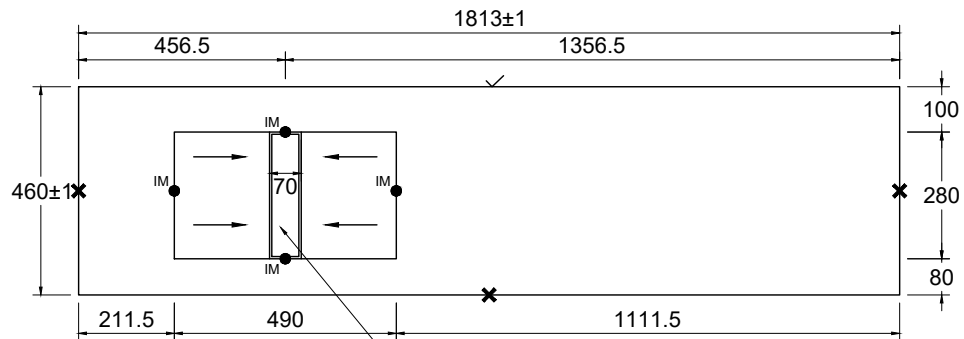


Måltegnning Servant

DEKTON

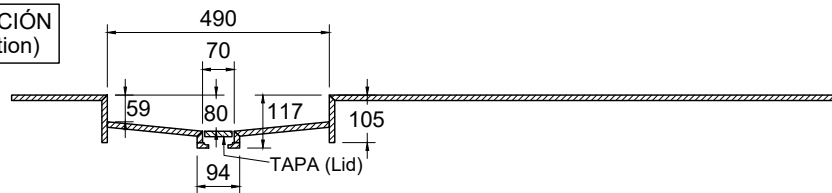
151 Dobbel

ENCIMERA
(Vanity Top)

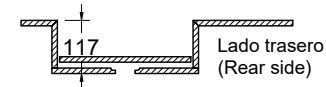


Tapa de Dekton que oculta la válvula
(Dekton lid to cover the drainer)

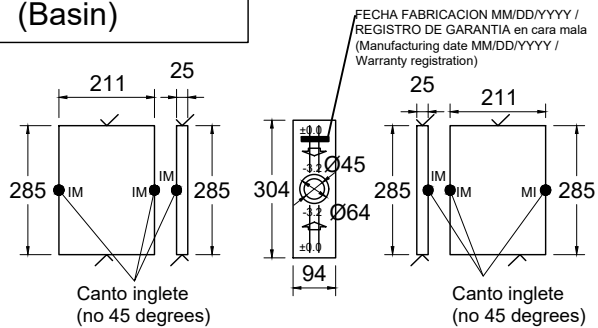
SECCIÓN
(Section)



SECCIÓN
(Section)

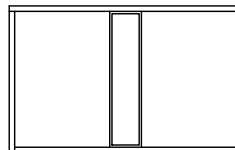


CUBETA
(Basin)

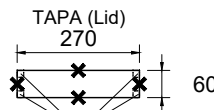
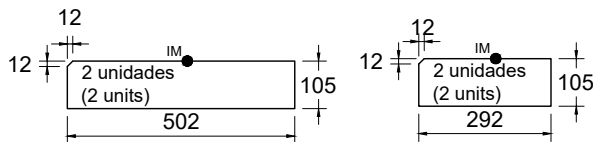
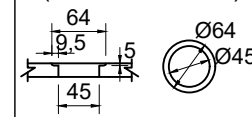


FECHA FABRICACION MM/DD/YYYY /
REGISTRO DE GARANTIA en cara mala
(Manufacturing date MM/DD/YYYY /
Warranty registration)

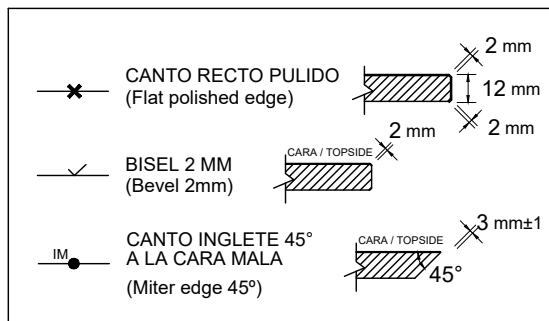
ESQUEMA DE MONTAJE
(Assembly scheme)



DETALLE VÁLVULA
(Drain hole detail)



Tacos pegados en cara mala espesor 12 mm
(Cues stuck at the bad side 12mm thickness)

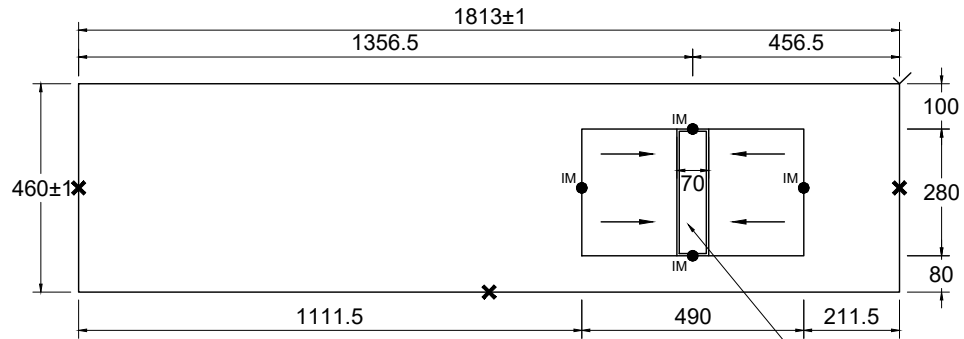


Måltegning Servant

DEKTON

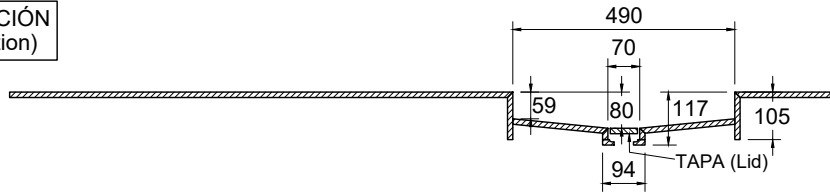
181 Venstre

ENCIMERA
(Vanity Top)

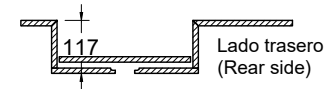


Tapa de Dekton que oculta la válvula
(Dekton lid to cover the drainer)

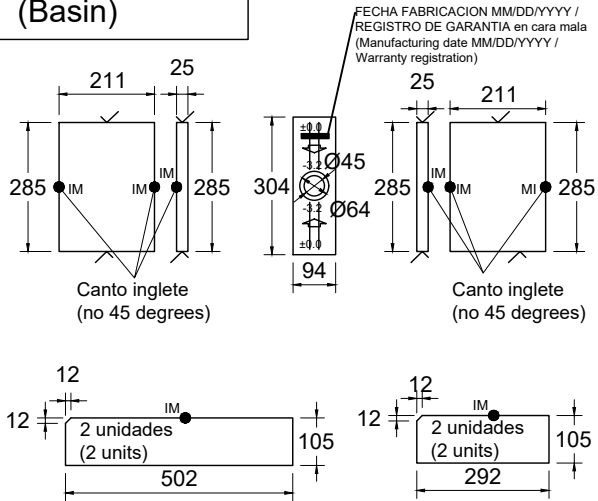
SECCIÓN
(Section)



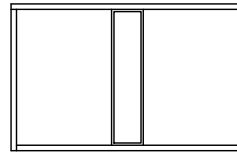
SECCIÓN
(Section)



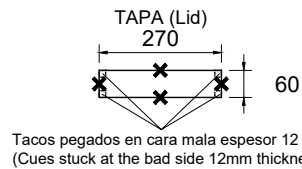
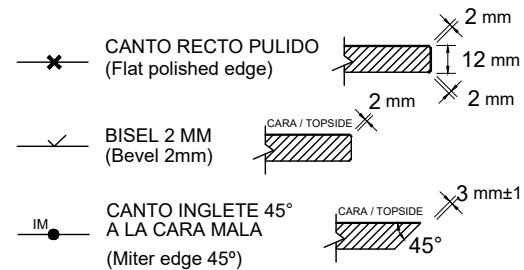
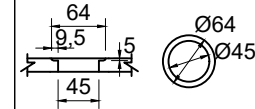
CUBETA
(Basin)



ESQUEMA DE MONTAJE
(Assembly scheme)



DETALLE VÁLVULA
(Drain hole detail)



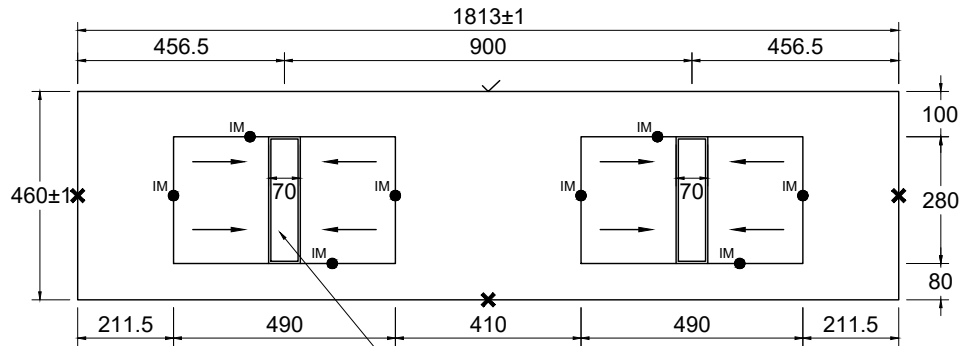
Måltegning Servant

DEKTON

181 Høyre

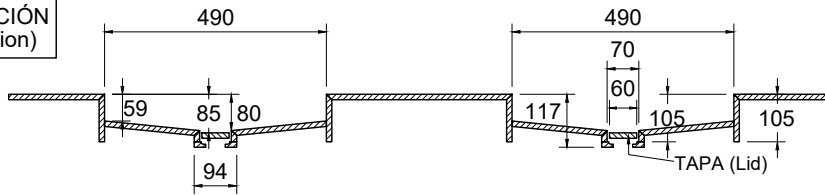
Scala Bad
DESIGN

ENCIMERA
(Vanity Top)

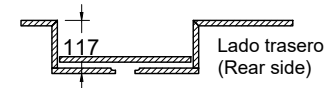


Tapa de Dekton que oculta la válvula
(Dekton lid to cover the drainer)

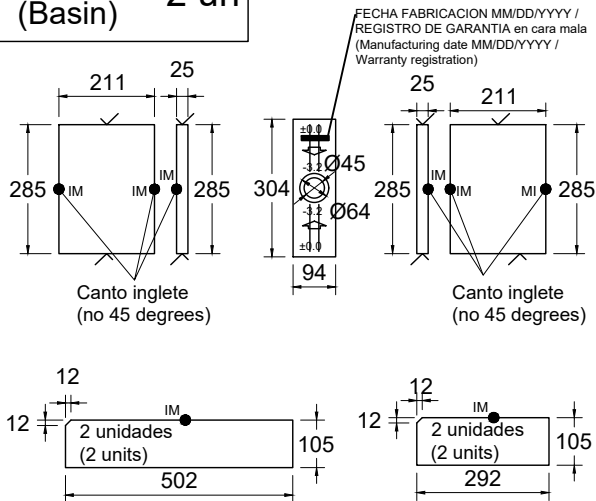
SECCIÓN
(Section)



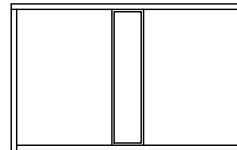
SECCIÓN
(Section)



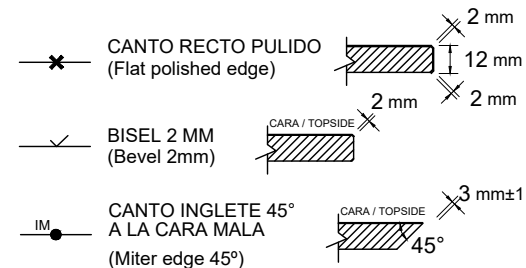
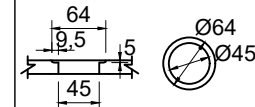
CUBETA
(Basin) 2 un



ESQUEMA DE MONTAJE
(Assembly scheme)



DETALLE VÁLVULA
(Drain hole detail)



Måltegnning Servant

DEKTON

181 Dobbelt

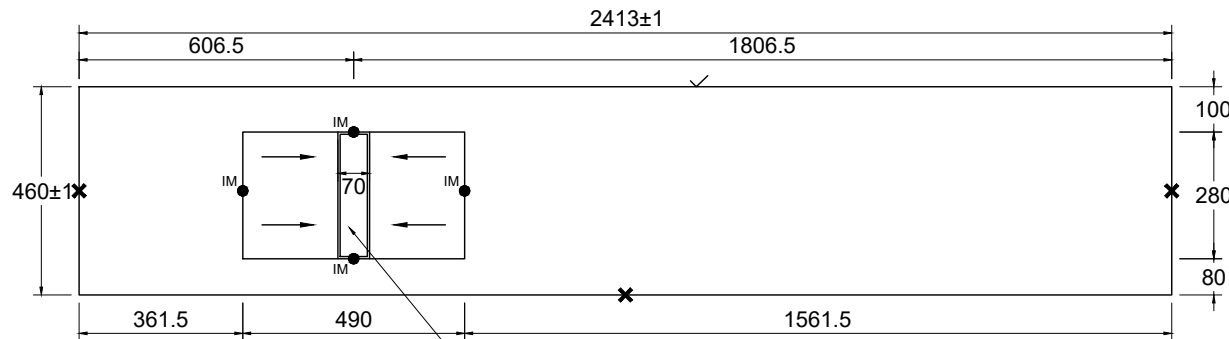
ENCIMERA
(Vanity Top)



Måltegning Servant

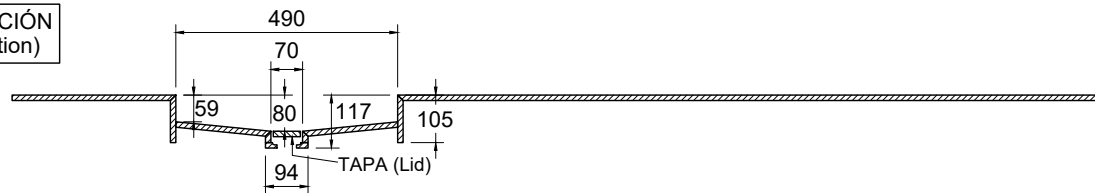
DEKTON

241 Venstre

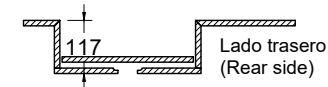


Tapa de Dekton que oculta la válvula
(Dekton lid to cover the drainer)

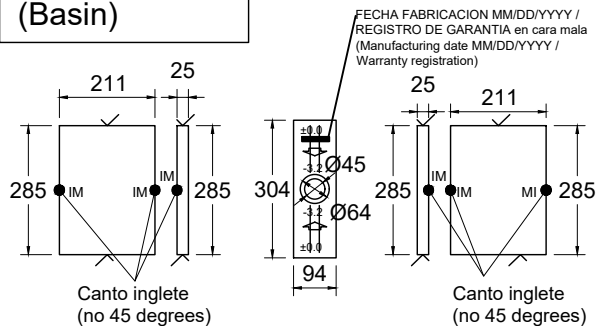
SECCIÓN
(Section)



SECCIÓN
(Section)

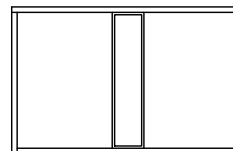


CUBETA
(Basin)

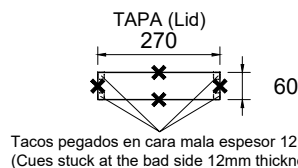
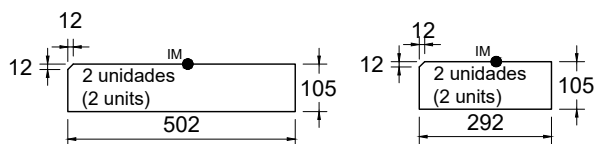
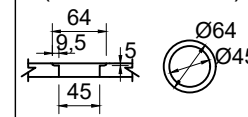


FECHA FABRICACION MM/DD/YYYY /
REGISTRO DE GARANTIA en cara mala
(Manufacturing date MM/DD/YYYY /
Warranty registration)

ESQUEMA DE MONTAJE
(Assembly scheme)



DETALLE VÁLVULA
(Drain hole detail)



- CANTO RECTO PULIDO**
(Flat polished edge)
- BISEL 2 MM**
(Bevel 2mm)
- CANTO INGLETE 45°**
A LA CARA MALA
(Miter edge 45°)

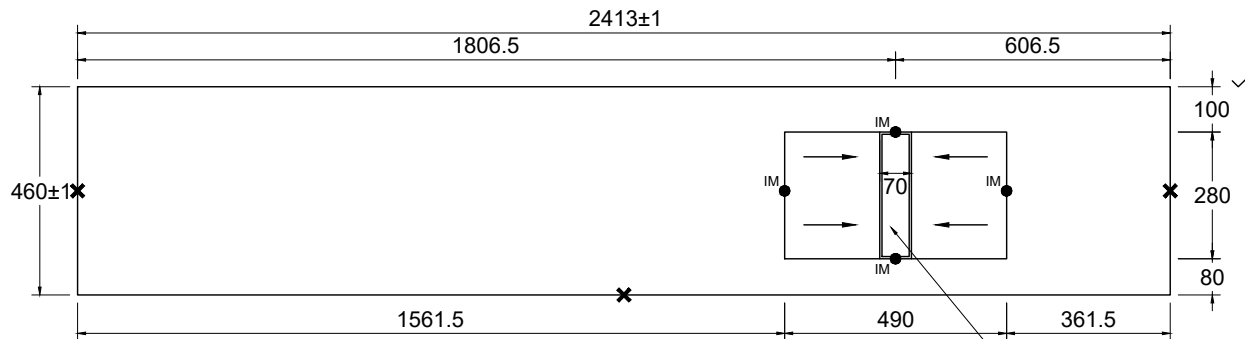
ENCIMERA
(Vanity Top)



Måltegnning Servant

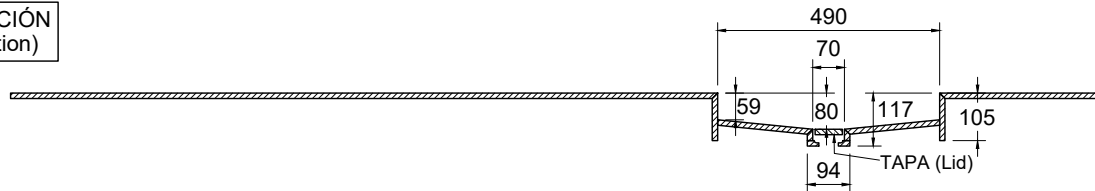
DEKTON

241 Høyre

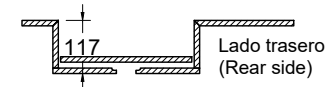


Tapa de Dekton que oculta la válvula
(Dekton lid to cover the drainer)

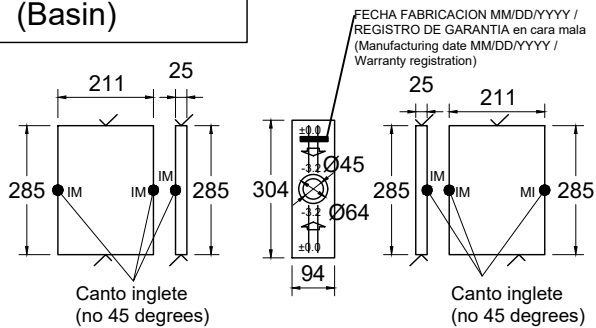
SECCIÓN
(Section)



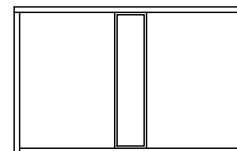
SECCIÓN
(Section)



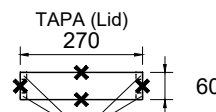
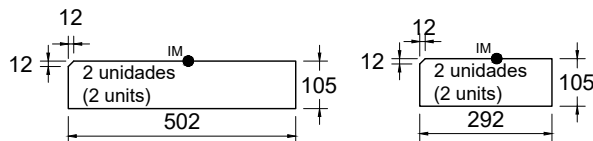
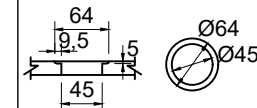
CUBETA
(Basin)



ESQUEMA DE MONTAJE
(Assembly scheme)



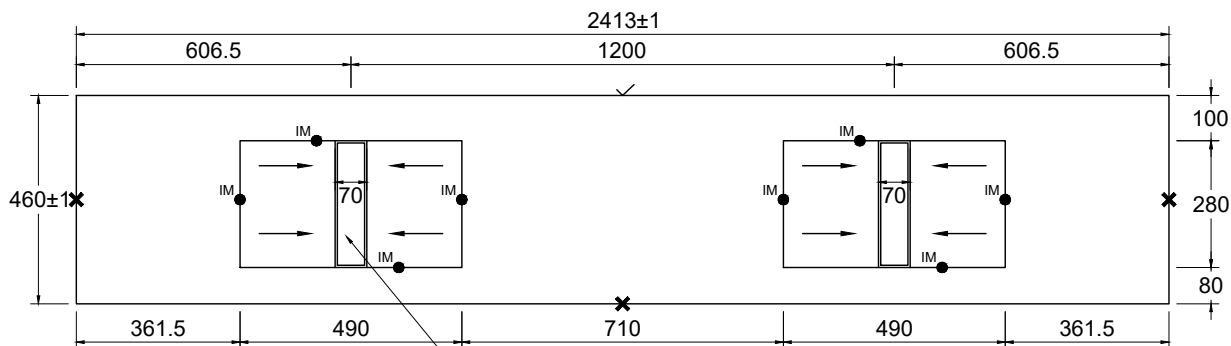
DETALLE VÁLVULA
(Drain hole detail)



Tacos pegados en cara mala espesor 12 mm
(Cues stuck at the bad side 12mm thickness)

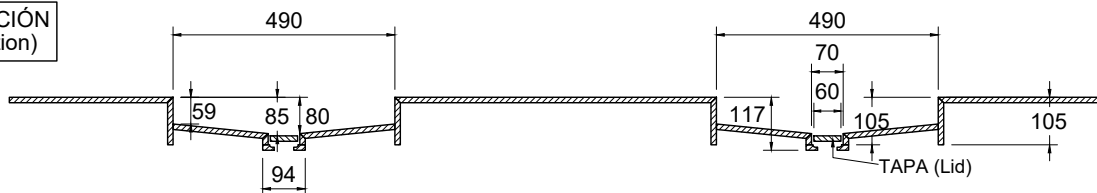
- ✱ CANTO RECTO PULIDO (Flat polished edge)
- ✓ BISEL 2 MM (Bevel 2mm)
- CANTO INGLETE 45° A LA CARA MALA (Miter edge 45°)

ENCIMERA
(Vanity Top)

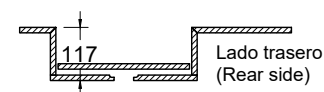


Tapa de Dekton que oculta la válvula
(Dekton lid to cover the drainer)

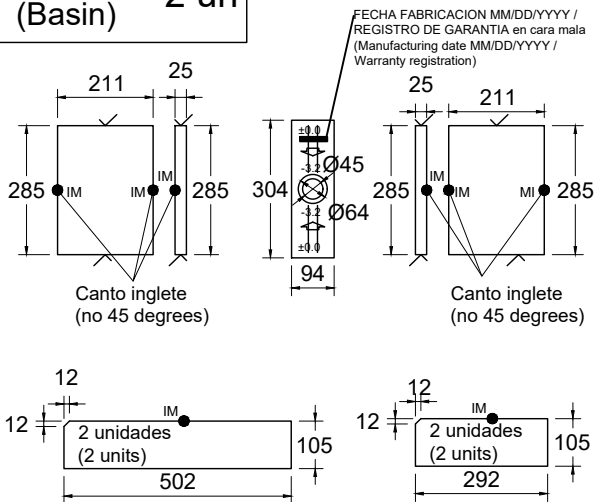
SECCIÓN
(Section)



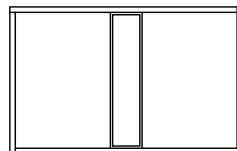
SECCIÓN
(Section)



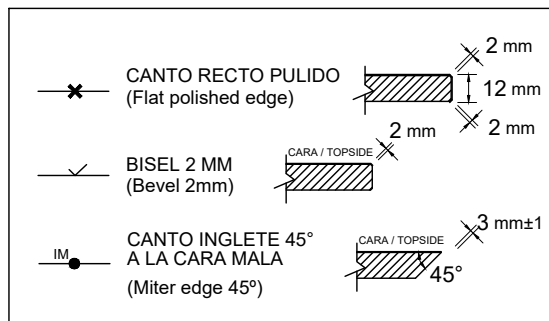
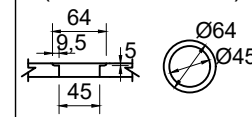
CUBETA 2 un
(Basin)



ESQUEMA DE MONTAJE
(Assembly scheme)



DETALLE VÁLVULA
(Drain hole detail)



Måltegning Servant

DEKTON

241 Dobbelt